

Oil-injected Screw Compressor – 50Hz

Fixed Speed Compressor CPM 5.5-50, CPD 40-50 G

Variable Speed Compressor CPMV 10-50, CPVS 10-50 PM



People.
Passion.
Performance.



Chicago
Pneumatic

About Chicago Pneumatic

Since 1901, the **Chicago Pneumatic** name has represented reliability and attention to customer needs, as a global manufacturer of power tools, air compressors, generators, light towers, and hydraulic equipment for professional and industrial applications. It represents products that are engineered for high performance. In addition to pioneering design, high-impact technology and durability, **Chicago Pneumatic** means **customer value**.

Our people start every single day with a passion to research, develop, manufacture and deliver new products that are meant to meet your needs not only today, but tomorrow as well.

All this has come together because we have consistently practiced our brand promise:

People. Passion. Performance.



Define your needs, our broad offers does the rest

Going for our extensive offer of oil-injected screw compressors below 37kW, you choose for **reliable performance, thrustworthy technology** and **increased efficiency**. These ranges are also suitable for more demanding applications and can be deployed in harsh working conditions.

Fixed speed



Noise level		63-73 dB(A)
FAD		9-113 l/s
Power		5.5-50Hp/4-37kW
Pressure		7-10 bar
Weight		152-564kg

User benefits

- Easy and user-friendly operation
- Robust design, ready to operate in hard working conditions
- Fast and easy maintenance, all consumables are easy to reach and maintain

Variable speed










Noise level		70-75 dB(A)
FAD		13-107 l/s
Power		10-50Hp/7.5-37kW
Pressure		Max 1.3 bar
Weight		205-413kg








User benefits

- Inverter technology perfectly matching the air flow with the air demand saving energy costs up to 30% compared to fixed speed compressor
- Highly efficient element ensures low energy consumption and long term performance
- User-friendly controller for full control

CPM & CPD Series 5.5-50Hp/4-37kW

Technical data

Model									
	Pressure	Motor		Capacity*		Noise	Weight	Connection	Dimension
	Mpa	hp	kW	l/s	cfm	dB(A)±2	KG	G	LxWxH(mm)
CPM 5.5	0.8	5.5	4	10	20	63	152	1/2	650x650x890
	1.0			9	18				
CPM 7.5	0.8	7.5	5.5	14	29	63	166	1/2	650x650x890
	1.0			11	24				
CPM 10	0.8	10	7.5	19	40	63	175	1/2	650x650x890
	1.0			15	32				
CPM 15	0.7	15	11	30	63	69	293	3/4	850x790x1260
	0.8			30	63				
	1			23	48				
CPM 20	0.7	20	15	38	79	71	341	3/4	850x790x1260
	0.8			37	79				
	1			33	70				
CPM 25	0.7	25	18.5	51	107	73	364	1	850x790x1260
	0.8			50	106				
	1			43	91				
CPM 30	0.7	30	22	61	129	71	436	1	1150x850x1000
	0.8			58	123				
	1			50	105				
CPM 40	0.7	40	30	89	189	72	559	1 1/2	1430x950x1200
	0.8			83	176				
	1			74	157				
CPM 50	0.7	50	37	110	233	72	600	1 1/2	1430x950x1200
	0.8			105	222				
	1			85	180				
CPD 40 G	0.7	40	30	94	198	69	821	1 1/2	1723x980x1600
	0.8			89	185				
	1			79	168				
CPD 50 G	0.7	50	37	113	240	70	846	1 1/2	1723x980x1600
	0.8			106	223				
	1			97	206				

Model									
	Pressure	Motor		Capacity*		Noise	Weight	Connection	Dimension
	Mpa	hp	kW	l/s	cfm	dB(A)±2	KG	G	LxWxH(mm)
CPM 5.5 TMDD	0.8	5.5	4	10	20	63	316	1/2	1547x650x1473
	1.0			9	18				
CPM 7.5 TMDD	0.8	7.5	5.5	14	29	63	330	1/2	1547x650x1473
	1.0			11	24				
CPM 10 TMDD	0.8	10	7.5	19	40	63	368	1/2	1547x650x1473
	1.0			15	32				
CPM 15 TMDD	0.7	15	11	30	63	69	430	1	1537x790x1784
	0.8			30	63				
	1			23	48				
CPM 20 TMDD	0.7	20	15	38	79	71	541	1	1565x790x1784
	0.8			38	79				
	1			33	70				
CPM 25 TMDD	0.7	25	18.5	51	107	73	564	1	1565x790x1784
	0.8			50	106				
	1			43	91				

* Unit performance measured according to ISO 1217, Annex C, latest edition and ISO 2151.

Easy maintenance



Extra reliability




- **Easy and fast maintenance**
Easy maintenance and very low pressure drop thanks to the new oil separation
- **Chicago Pneumatic in-house design element**
Guarantees stable compressor air supply and efficient operation
- **ES4000T controller**
4.3" HD graphic touch controller integrated with intelligent connectivity

- Offer a simple plug-and-play solution
- Lower noises <64dB(A) for your silent working environment
- Offers extra reliability with belt driven


Complete your compressed air installation with an ICONS plan

What if your compressor needs service or an immediate intervention?
With an ICONS plan, you get an alert from your controller delivered straight to your computer, tablet or smartphone.
Wherever you are, you can take immediate action and reduce the risk of downtime and other costs.

With connectivity



Without connectivity



CPMV & CPVS series 10-50Hp/7.5-37kW



The performance comes with the technology

The CPMV and CPVS screw compressors are up to 35% more energy efficient than an equivalent power sized piston compressor. The CPVS is also designed to work continuously if needed, this allows you to get 100% performance, 24 hours a day, from your equipment without fearing a single fail.



Technical data

Model									
	Pressure	Motor		Capacity*		Noise	Weight	Connection	Dimension
	Mpa	hp	kW	l/s	cfm	dB(A)±2	KG	G	LxWxH(mm)
CPMV 10	0.7-1.0	10	7.5	3.1-19	6.6-41	73	205	3/4	850x750x1000
CPMV 15	0.7-1.0	15	11	4.5-29	9.5-61	73	205	3/4	850x750x1000
CPMV 20	0.7-1.0	20	15	7.8-35	17-73	73	205	3/4	850x750x1000
CPMV 25	0.7-1.0	25	18.5	10-54	21-115	73	280	1	950x850x1080
CPMV 30	0.7-1.0	30	22	12-61	25-129	73	290	1	950x850x1080
CPMV 40	0.7-1.0	40	30	23-88	49-186	76	362	1 1/2	1130x950x1200
CPMV 50	0.7-1.0	50	37	31-107	66-226	77	416	1 1/2	1130x950x1200
CPVS 10 PM	0.7-1.3	10	7.5	3.3-20	7.0-42	70	230	3/4	1100x850x1080
CPVS 15 PM	0.7-1.3	15	11	5.3-30	11-64	70	231	3/4	1100x850x1080
CPVS 20 PM	0.7-1.3	20	15	6.6-36	14-77	70	241	3/4	1100x850x1080
CPVS 25 PM	0.7-1.3	25	18.5	10-57	21-120	70	313	1	1250x950x1180
CPVS 30 PM	0.7-1.3	30	22	12-64	25-135	73	321	1	1250x950x1180
CPVS 40 PM	0.7-1.3	40	30	22-94	47-199	74	412	1 1/2	1330x950x1200
CPVS 50 PM	0.7-1.3	50	37	32-107	68-226	73	413	1 1/2	1330x950x1200

*Unit performance measured according to ISO1217, Annex C, latest edition and ISO 2151.

1 Inverter

Market proven design specially for air compressor regulation, brings the most matched air supply with minimum energy consumption



2 ES4000T controller

A unique touch control unit, professionally programmed for intelligent monitoring and connectivity



3 Drive train

Patented oil cooled permanent magnetic drive train designed to give long term and reliable service



4 Simple maintenance

Quick access to service. Suction cooling air flow supports visual inspection with open-door



We protect your efficiency

Energy costs represent about 70% of the total operating cost of your compressor over a 5 year period. That's why reducing the operating cost of a compressed air solution is a major focus. Variable frequency driven compressors can cut the energy bill of your compressor by up to 35%.

